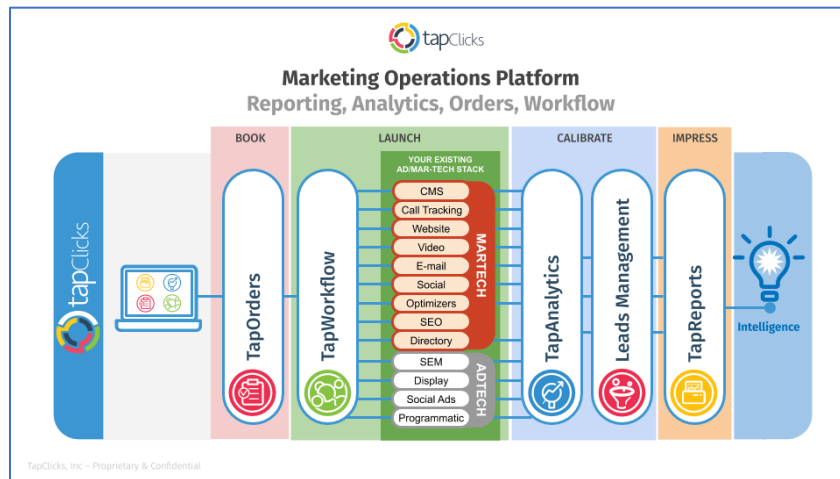




## **TapClicks Marketing Operations Platform integrates with Adobe Advertising Cloud**



Use TapClicks to Connect, Analyze and Report on Adobe Advertising Cloud data in few simple steps. First step is to start a **Free Trial of TapClicks** using this link [FREE TRIAL](#). When you submit the Free Trial form your TapClicks login instance will be instantly activated. Now use your TapClicks login to access TapClicks App. When logged in, select the connector for Adobe Advertising Cloud (TubeMogul) and enter your Adobe credentials. You will notice your Adobe data is flowing into TapClicks. You can now create dashboards for your Adobe data using the library of pre-built widgets by TapClicks or you can build a new widget. You can now add and organize new users in TapClicks App and assign various roles and permissions to those users.

Data from other 220 marketing data sources can be instantly brought into TapClicks dashboard by selecting connectors from TapClicks App. This helps create omnichannel marketing reports on aggregated marketing data for marketing analysis and optimization.


When marketing report is ready, you can share that with internal and external users in preferred format through various channels.

TapClicks is built by marketers for marketers. There is no need to involve IT teams to setup, login, connect, transform, analyze and report on your marketing data from Adobe and other popular 220 plus data sources from programmatic, social, email, call tracking, DSP and others. Start your journey by submitting free trial form to get instant access to TapClicks App and start reporting on your Adobe data along with all other marketing data from your entire marketing stack. Besides AI powered Marketing Operations Platform built on Analytical Warehouse, TapClicks offers comprehensive suite of products for end to end marketing needs - *Order and Collaboration Workflow, Churn Analytics, Causality Assessment, Marketing Data Package, ETL/ELT, SEO Tools, SERP, Directory, Mobile Analytics, Voice, Site Auditor.*

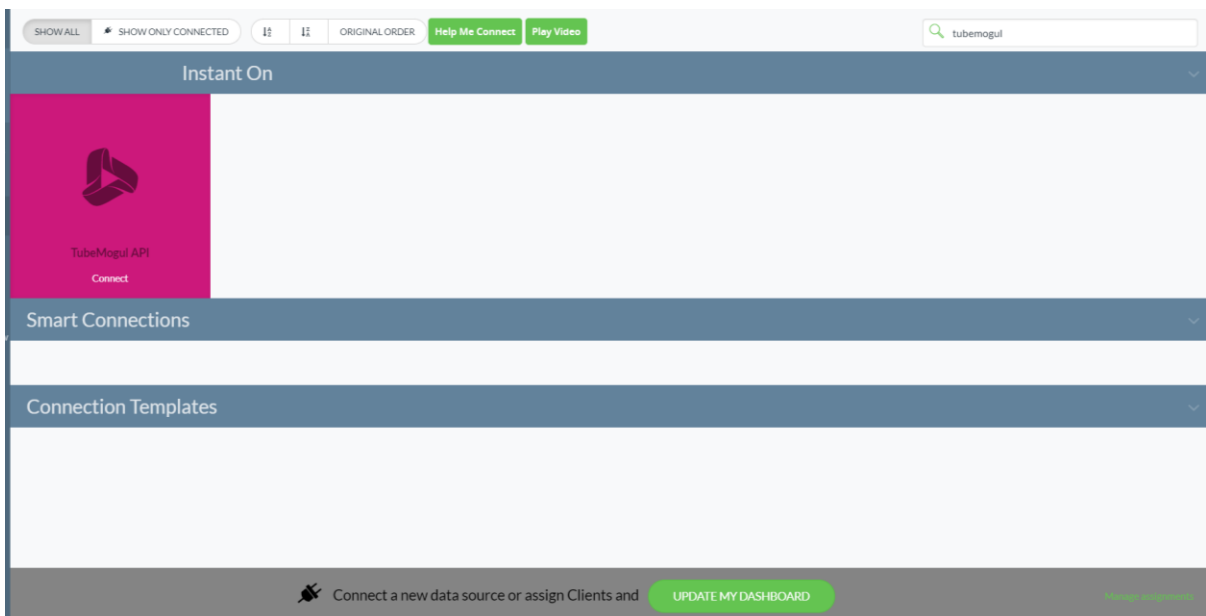
## Connect Adobe Advertising Cloud to TapClicks

Prerequisites – Customer has account with TapClicks and Adobe Advertising Cloud  
Submit [FREE TRIAL](#) form to instantly get access to TapClicks

1. Log into TapClicks App and you will see in-app marketplace of connectors

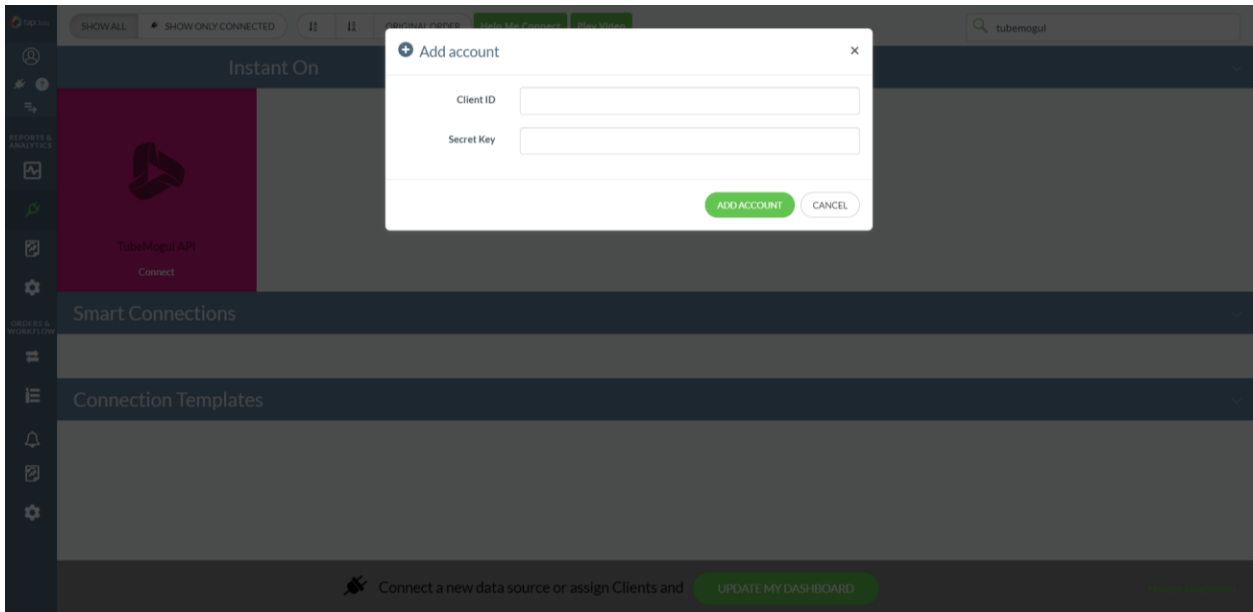


2. Search 'TubeMogul' (Adobe Advertising Cloud). TubeMogul tile will show under 'Instant On' category (Instant On connectors are pre-built API integrations)

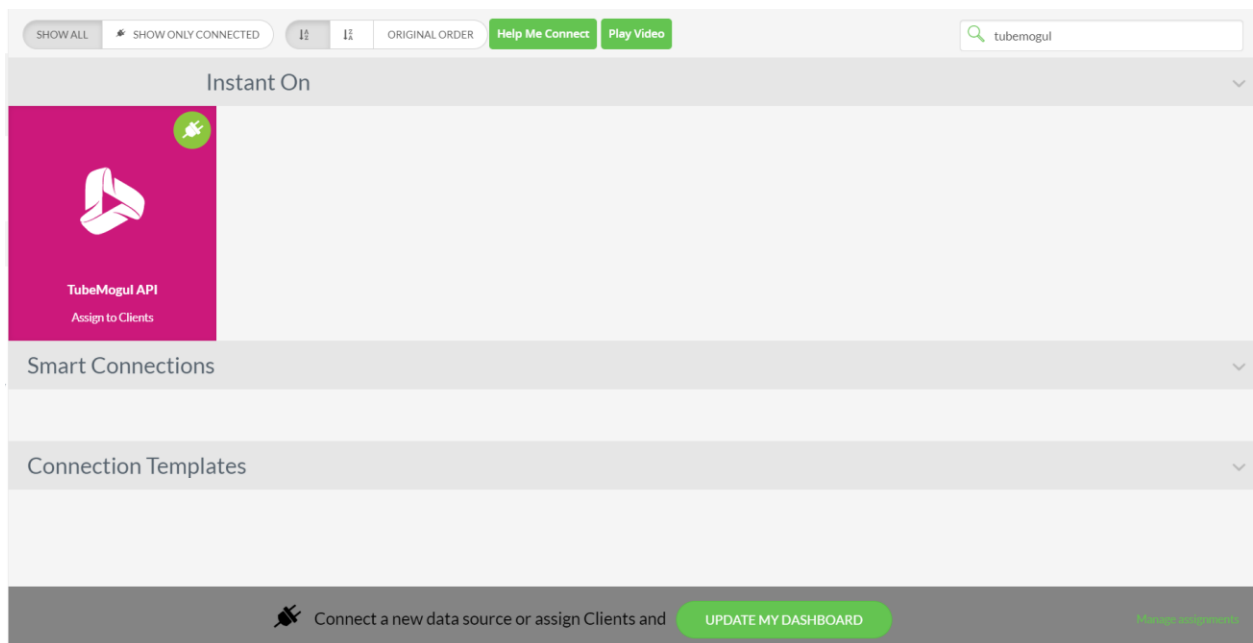




3. Select 'TubeMogul' (Adobe Advertising Cloud) in 'Instant On' from TapClicks App's UI. Enter Client ID and Secret Key to add your Adobe Advertising Cloud Account to TapClicks (You will find Client ID and Secret Key in your Adobe account).



4. A Plug on your TubeMogul tile will now appear. Your Adobe Advertising Cloud Account is now fully connected with TapClicks. Select the campaigns and/or clients for which you want to pull the data for building dashboards and reports.



**CONTACT:** [partnerships@tapclicks.com](mailto:partnerships@tapclicks.com)

<https://www.tapclicks.com/>