



Implementation Instructions for Data Streams

NOTE

Cognetik Data Streams does not require installation as this product is a cloud app. The app is accessed from your Internet Browser, after you create a Cognetik account (detailed below)

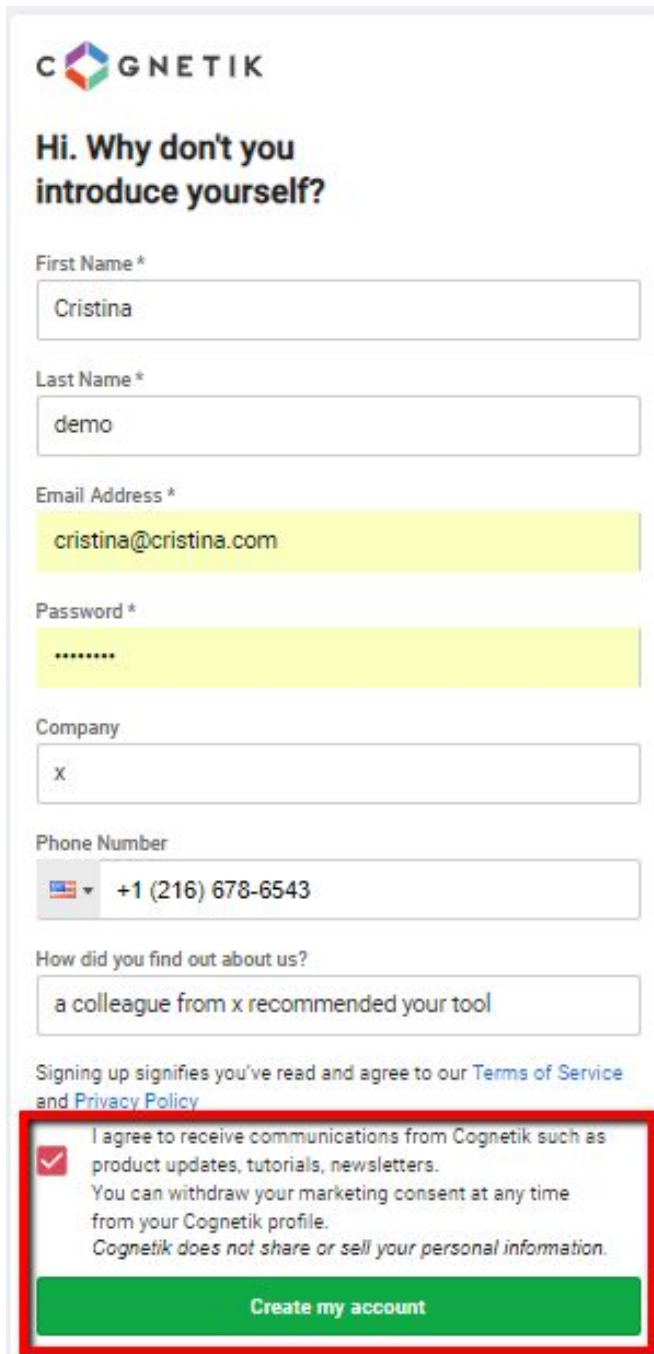
Technical requirements

There are no technical requirements, you just need to create an account.

Also, to be able to transfer cloud data to a data warehouse, you need access to the data source and a data destination (data warehouse) supported by Data Streams.

How to access Cognetik Data Streams

Go to Data Streams' [sign-up page](#), fill in the fields, and your account is created on the spot.



COGNETIK

Hi. Why don't you introduce yourself?

First Name *
Cristina

Last Name *
demo

Email Address *
cristina@cristina.com

Password *

Company
X

Phone Number
+1 (216) 678-6543

How did you find out about us?
a colleague from X recommended your tool

Signing up signifies you've read and agree to our [Terms of Service](#) and [Privacy Policy](#)

I agree to receive communications from Cognetik such as product updates, tutorials, newsletters.
You can withdraw your marketing consent at any time from your Cognetik profile.
Cognetik does not share or sell your personal information.

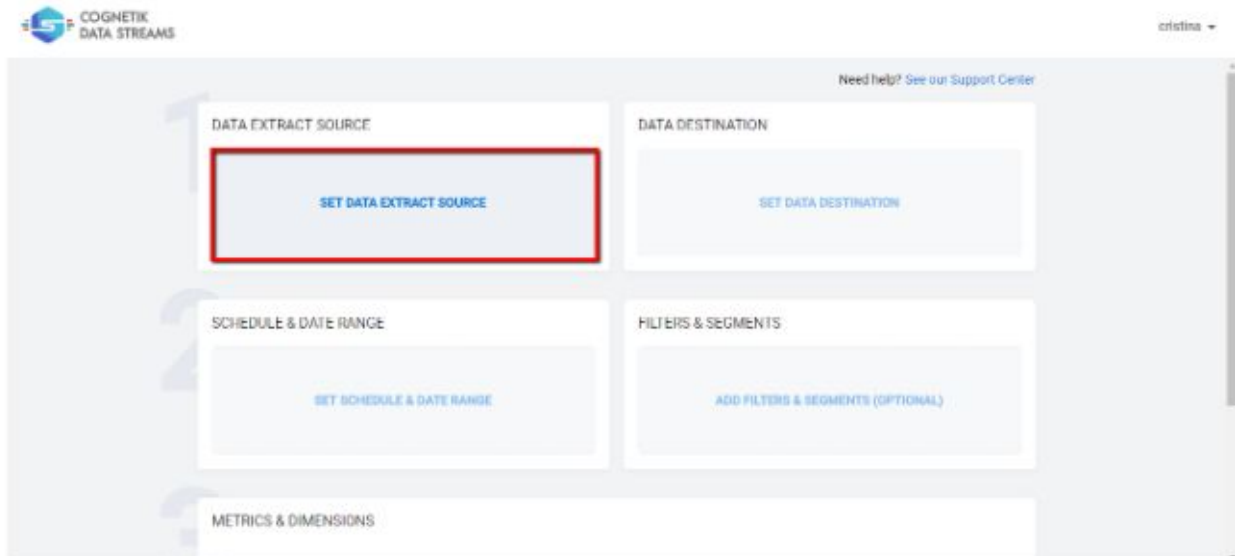
Create my account

Here's a detailed article on [how to sign up for Data streams](#).
Please visit our [website](#) or [Support Center](#) for more information.

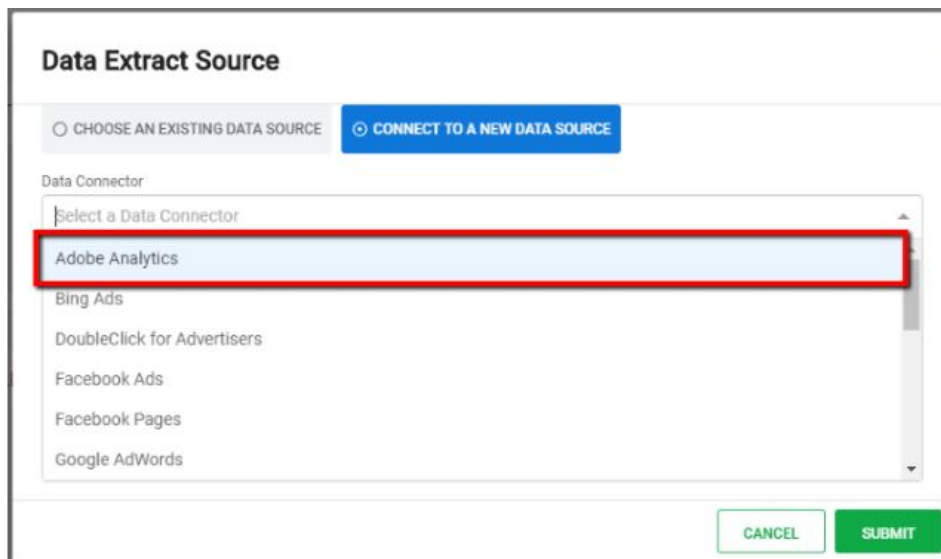
How to link your Adobe Credentials in Data Streams

After signing up for Data Streams, you are taken to the stream builder page.

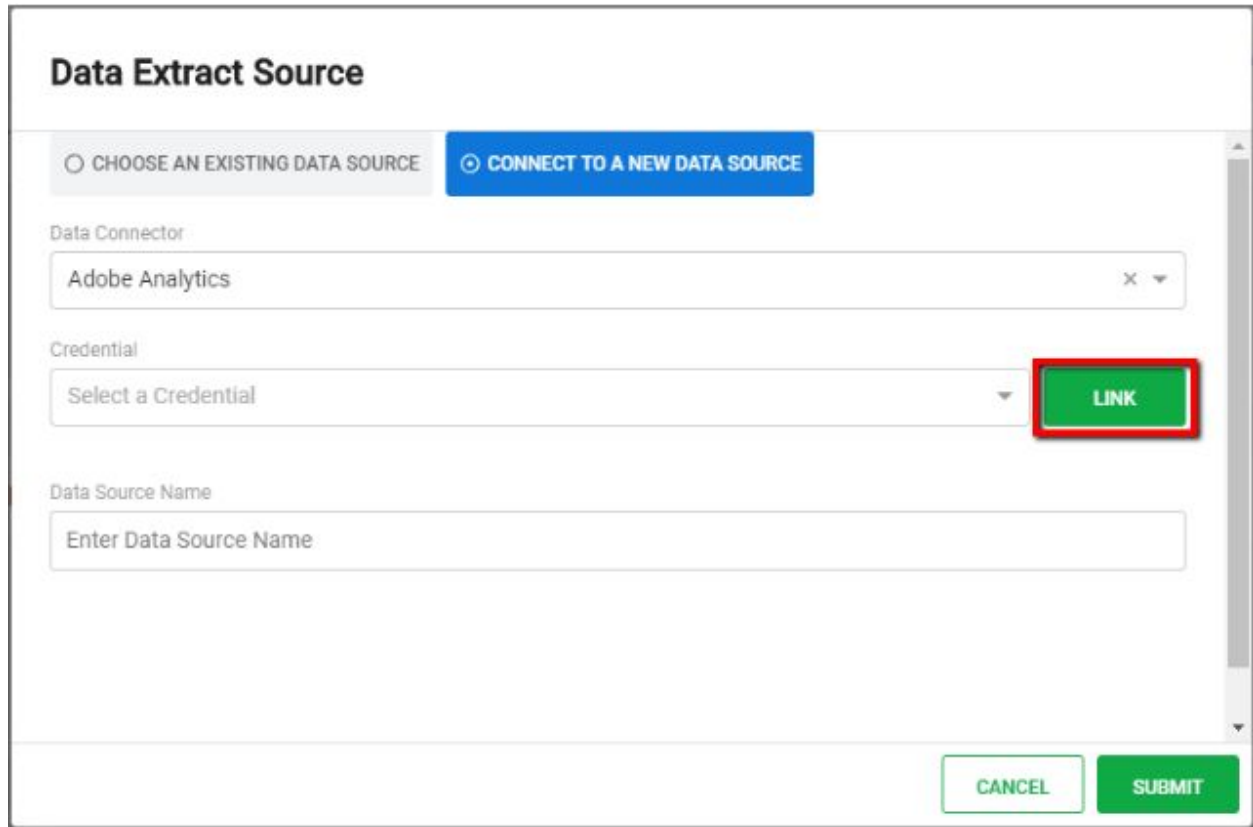
1. Click 'SET DATA EXTRACT SOURCE.'



2. Choose 'Adobe Analytics' from the drop-down menu.



3. After choosing your platform, click 'Link.'



Data Extract Source

CHOOSE AN EXISTING DATA SOURCE CONNECT TO A NEW DATA SOURCE

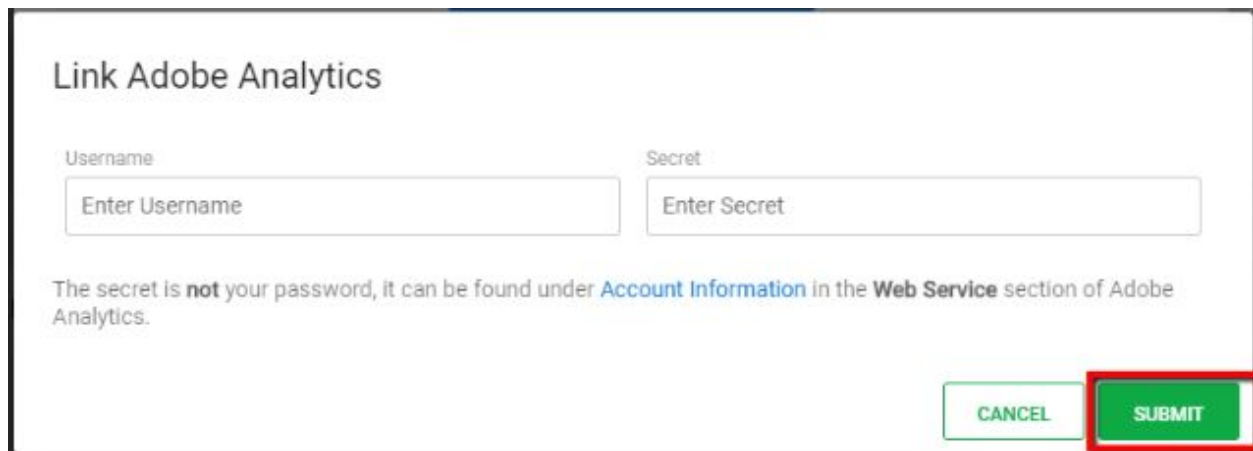
Data Connector
Adobe Analytics

Credential
Select a Credential **LINK**

Data Source Name
Enter Data Source Name

CANCEL SUBMIT

4. Insert your Adobe username and secret and click 'Submit.'



Link Adobe Analytics

Username Secret

Enter Username Enter Secret

The secret is **not** your password, it can be found under [Account Information](#) in the **Web Service** section of Adobe Analytics.

CANCEL **SUBMIT**

*Access the [link](#) in the dialog box to find your secret.

*Username format is username: company and the secret is 32 characters long

Your Adobe Analytics account is now linked and you can move forward to set your data destination.